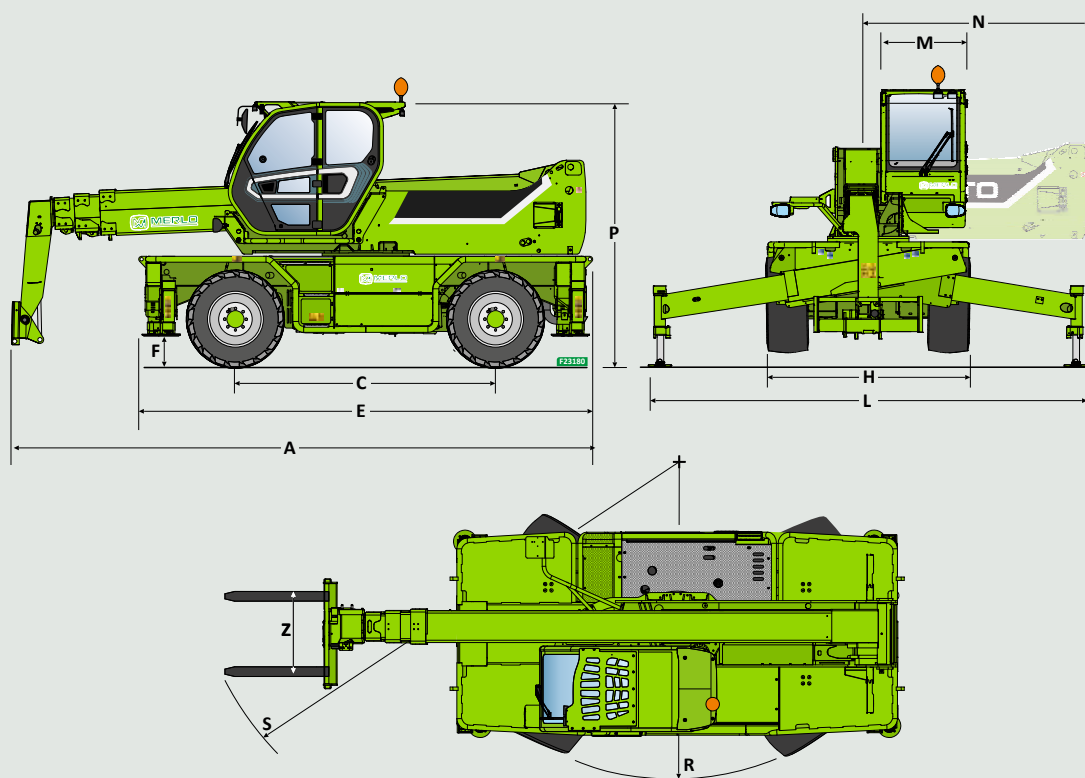


Caratteristiche tecniche



Dimensioni			A	C	E	F	H	L	M	P	R	S	N
ROTO 400	ROTO 40.16	mm	6280	2860	4750	290	2240	3750	1010	2980	4000	5930	2300
	ROTO 40.16 S	mm	6280	2860	4750	290	2240	3750	1010	2980	4000	5930	2300
	ROTO 40.18	mm	6030	2860	4750	290	2240	3750	1010	2980	4000	5750	2300
	ROTO 40.18 S	mm	6030	2860	4750	290	2240	3750	1010	2980	4000	5750	2300
ROTO Big	ROTO 50.21	mm	6830	3070	5370	370	2430	5010	1010	3120	3850	6100	2600
	ROTO 50.21 S	mm	6830	3070	5370	370	2430	5010	1010	3120	3850	6100	2600
	ROTO 50.21 S Plus	mm	6830	3070	5370	370	2430	5010	1010	3120	3850	6100	2600
	ROTO 50.26	mm	7150	3070	5370	370	2430	5010	1010	3120	3850	6310	2600
	ROTO 50.26 S	mm	7150	3070	5370	370	2430	5010	1010	3120	3850	6310	2600
	ROTO 50.26 S Plus	mm	7150	3070	5370	370	2430	5010	1010	3120	3850	6310	2600
	ROTO 50.30 S Plus	mm	7790	3200	5620	290	2490	5260	1010	3160	4500	6770	3170
	ROTO 70.24 S Plus	mm	7545	3200	5620	290	2490	5260	1010	3160	4500	6770	3170
ROTO "35"	ROTO 50.35 Plus	mm	8590	3780	6910	315	2540	6320	995	3325	4840	7130	3690
	ROTO 70.28 Plus	mm	8310	3780	6910	315	2540	6320	995	3325	4840	6920	3690

	ROTO 16-18				ROTO 21-26					
Modello	ROTO40.16	ROTO40.16 S	ROTO40.18	ROTO40.18 S	ROTO50.21	ROTO50.21 S	ROTO50.21 S PLUS	ROTO50.26	ROTO50.26 S	ROTO50.26 S PLUS
Prestazioni										
Massa totale a vuoto (kg)	12900	13000	13500	13600	15800	15800	16500	16600	16600	17300
Massima portata (kg)	4000	4000	4000	4000	4950	4950	4950	4950	4950	4950
Altezza di sollevamento (m)	15,8	15,8	17,7	17,7	21	21	21	25,9	25,9	25,9
Massimo sbraccio (m)	13,2	13,2	15	15	17,9	17,9	17,9	22,9	22,9	22,9
Livellamento del telaio (%)	-	+/-12, +/-4	-	+/-12, +/-4	-	+/-12, +/-4	+/-12, +/-4	-	+/-12, +/-4	+/-12, +/-4
Powertrain										
Motore	FPT F34	FPT F36	FPT F34	FPT F36	Deutz TCD3.6	FPT NEF45	FPT NEF45	Deutz TCD3.6	FPT NEF45	FPT NEF45
Potenza motore (kW/HP)	55,4/75	90/122	55,4/75	90/122	55,4/75	125/170	125/170	55,4/75	125/170	125/170
Tecnologia anti inquinamento	Stage V, DOC+DPF	Stage V, SCR+DOC+DPF	Stage V, DOC+DPF	Stage V, SCR+DOC+DPF	Stage V, DOC+DPF	Stage V, SCR+DOC+DPF	Stage V, SCR+DOC+DPF	Stage V, DOC+DPF	Stage V, SCR+DOC+DPF	Stage V, SCR+DOC+DPF
Velocità massima (km/h)	25	40	25	40	25	40	40	25	40	40
Serbatoio carburante (l)	140	140	140	140	150	150	150	150	150	150
Serbatoio AdBlue (l)	-	18	-	18	-	43	43	-	43	43
Trasmissione idrostatica	SI - 2V	SI - 2V	SI - 2V	SI - 2V	SI - 2V	SI - 2V	SI - 2V	SI - 2V	SI - 2V	SI - 2V
EPD	STD	STD	STD	STD	STD	STD	STD	STD	STD	STD
Idraulica										
Pompa idraulica	LS + FS	LS + FS	LS + FS	LS + FS	LS + FS	LS + FS	2 - LS + FS	LS + FS	LS + FS	2 - LS + FS
Portata/pressione (l/min - bar)	103,5 - 250	103,5 - 250	103,5 - 250	103,5 - 250	103,5 - 250	138 - 250	138+100 - 250/230	103,5 - 250	138 - 250	138+100 - 250/230
Serbatoio olio idraulico (l)	162	162	162	162	120	120	120	120	120	120
Cabina										
Allestimento cabina	PREMIUM	PREMIUM	PREMIUM	PREMIUM	PREMIUM	PREMIUM	PREMIUM	PREMIUM	PREMIUM	PREMIUM
ASCS	Completo	Completo	Completo	Completo	Completo	Completo	Completo	Completo	Completo	Completo
Cabina FOPS/ROPS	SI	SI	SI	SI	SI	SI	SI	SI	SI	SI
Comandi cabina	Joystick elettronico	Joystick elettronico	Joystick elettronico	Joystick elettronico	Joystick elettronico	Joystick elettronico	Joystick elettronico	Joystick elettronico	Joystick elettronico	Joystick elettronico
Cabina Basculante	-	-	-	-	NO	NO	SI	NO	NO	SI
Inversore	Dual reverse	Dual reverse	Dual reverse	Dual reverse	Dual reverse	Dual reverse	Dual reverse	Dual reverse	Dual reverse	Dual reverse
Configurazione										
Sospensioni su assale	NO	SI	NO	SI	NO	SI	SI	NO	SI	SI
Tac-lock	SI	SI	SI	SI	SI	SI	SI	SI	SI	SI
Predisposizione Navicella	SI	SI	SI	SI	SI	SI	SI	SI	SI	SI
Trazione integrale	SI	SI	SI	SI	SI	SI	SI	SI	SI	SI
4 ruote sterzanti, tre modi di sterzata	SI	SI	SI	SI	SI	SI	SI	SI	SI	SI
Pneumatici standard	400/70-20	400/70-20	400/70-20	400/70-20	18-22.5	18-22.5	18-22.5	18-22.5	18-22.5	18-22.5
Stabilizzatori	On/Off	On/Off	On/Off	On/Off	Multi-position	Multi-position	Multi-position	Multi-position	Multi-position	Multi-position
Rotazione torretta	415°	415°	415°	415°	600°	Continua	Continua	600°	Continua	Continua

ROTO 24-35

ROTO50.30 S PLUS	ROTO70.24 S PLUS	ROTO50.35 PLUS	ROTO70.28 PLUS
------------------	------------------	----------------	----------------

20500	20200	23350	22750
4950	7000	4950	7000
29,2	24,2	34	28
25,4	20,5	27	23,2
+/-12, +/-4	+/-12, +/-4	+/-12, +/-4	+/-12, +/-4

FPT NEF45	FPT NEF45	FPT NEF45	FPT NEF45
-----------	-----------	-----------	-----------

125/170	125/170	125/170	125/170
---------	---------	---------	---------

Stage V, SCR+DOC+DPF	Stage V, SCR+DOC+DPF	Stage V, SCR+DOC+DPF	Stage V, SCR+DOC+DPF
----------------------	----------------------	----------------------	----------------------

40	40	40	40
----	----	----	----

150	150	150	150
-----	-----	-----	-----

43	43	43	43
----	----	----	----

SI - 2V	SI - 2V	CVTronic	CVTronic
---------	---------	----------	----------

STD	STD	STD	STD
-----	-----	-----	-----

2 - LS + FS	2 - LS + FS	2 - LS + FS	2 - LS + FS
-------------	-------------	-------------	-------------

138+100 - 250/230	138+100 - 250/230	158+100 - 260	158+100 - 260
-------------------	-------------------	---------------	---------------

120	120	220	220
-----	-----	-----	-----

PREMIUM	PREMIUM	PREMIUM	PREMIUM
---------	---------	---------	---------

Completo	Completo	Completo	Completo
----------	----------	----------	----------

SI	SI	SI	SI
----	----	----	----

Joystick elettronico	Joystick elettronico	Joystick elettronico	Joystick elettronico
----------------------	----------------------	----------------------	----------------------

SI	SI	SI	SI
----	----	----	----

Dual reverse	Dual reverse	Dual reverse	Dual reverse
--------------	--------------	--------------	--------------

SI	SI	SI	SI
----	----	----	----

SI	SI	SI	SI
----	----	----	----

SI	SI	SI	SI
----	----	----	----

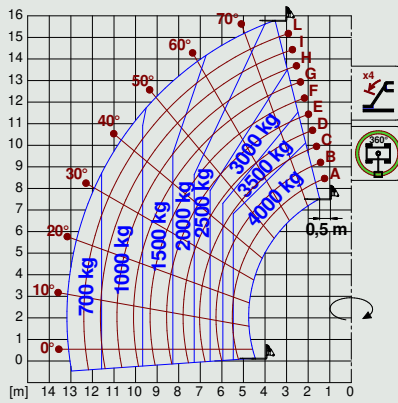
SI	SI	SI	SI
----	----	----	----

445/65 - R22.5	445/65 - R22.5	445/80 R 25	445/80 R 25
----------------	----------------	-------------	-------------

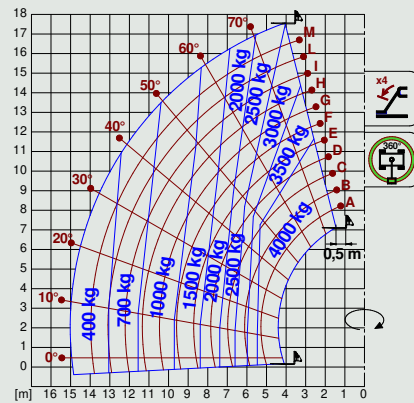
Multi-position	Multi-position	Multi-position	Multi-position
----------------	----------------	----------------	----------------

Continua	Continua	Continua	Continua
----------	----------	----------	----------

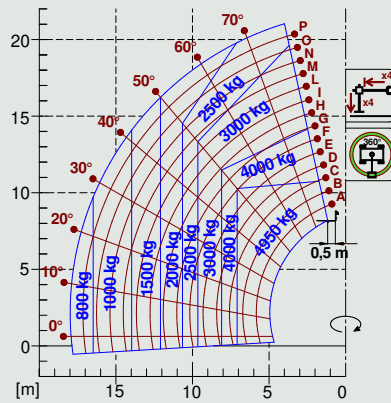
ROTO 40.16



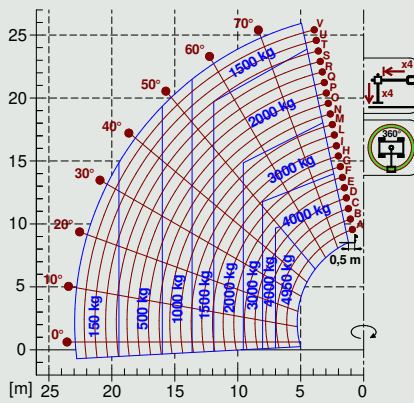
ROTO 40.18



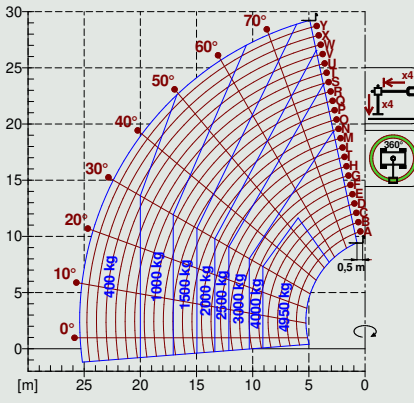
ROTO 50.21



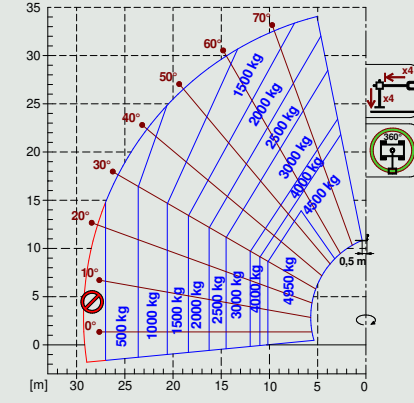
ROTO 50.26



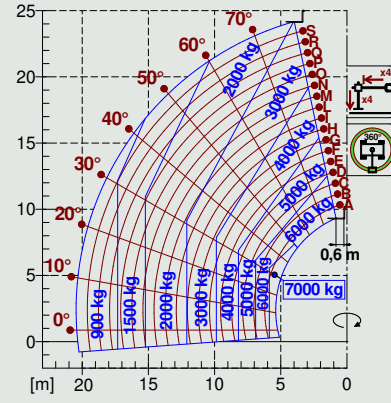
ROTO 50.30



ROTO 50.35



ROTO 70.24



ROTO 70.28

